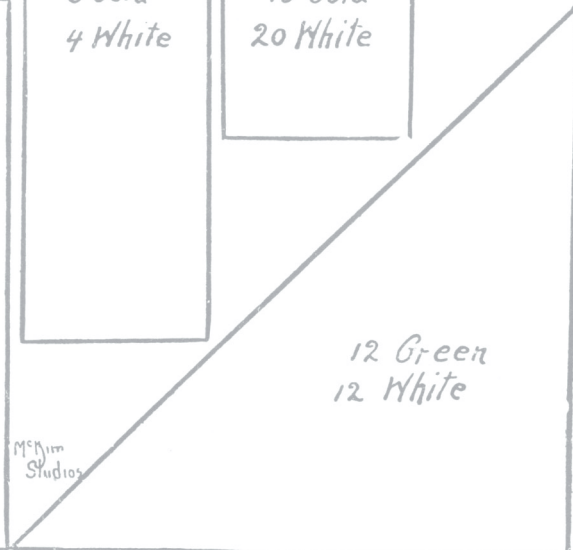


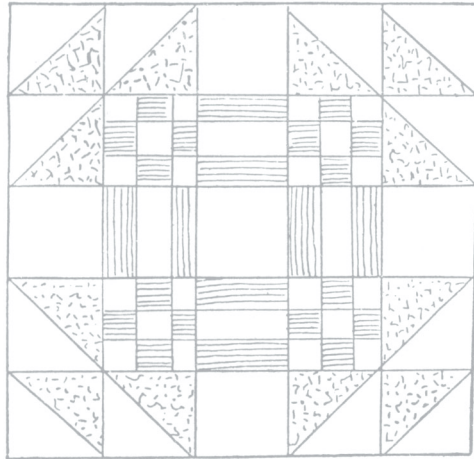


# Goose in the Pond



MCKIM Studios

## GOOSE IN THE POND

GOOSE in the Pond is one of those homey old-fashioned names which grace so many patchworks. Historical, geographical, botanical, comical—names that sparkle with a glint of imagination all of which adds much to the charm of calico cuttings and fine seams. “Lincoln’s Platform,” “Kansas Troubles,” and “Steps to the Altar” sound real enough, but who would know what the nature would be of “Widower’s Choice,” or “Old Maid’s Combination”?

Goose in the Pond is really composed of 25 three-inch squares, 5 of them plain, 12 made of 2 triangles, 4 tiny nine-patches and 3 three-layer strip squares. This makes a block 15 inches square, as shown in the sketch below the name. Set together with white strips 3 inches wide and tiny nine-patches at the corners it takes about 16 blocks with borders added for a quilt.

Colors may be chosen to fit into any scheme, but sizes should be kept small for this pattern. Cut the cloth just a seam larger than the four patterns here given as these are to be finished sizes. This is a good selection for a patchwork pillow or tie-on chair seats.

Material Estimate: The quilt includes 16 pieced blocks, each 15 inches square, set together with 24 strips, 15 by 3 inches, with 9 three-inch pieced blocks at the intersections to make the quilt center. This, with a 3-inch border at sides and a 6-inch border at the ends, will finish about 75 by 81 inches. You will need 1 1/2 yards of green material, 2 1/2 yards of gold, and 6 yards of white, which includes the border and strips.